



FOOTBALL
AUSTRALIA

20
23

National Participation Report

INTRODUCTION

To the Australian Football Community,

What a year 2023 was for football in Australia. A year that captured the hearts and united all football participants at all levels and the entire Australian public.

It is my pleasure to provide the Australian football community with our 2023 National Participation Report in a year that showcased the most successful women's sporting event in Australian and FIFA Women's World Cup™ history.

Australia's passion for football has never been clearer. With record attendances, broadcast numbers, and the extraordinary atmosphere throughout the tournament showcasing how deeply our nation loves this game.

The CommBank Matildas did the nation proud. Their journey through the tournament captivated all of Australia, with matches rating an average of 3.44 million viewers per match domestically. The aggregate viewership for their seven fixtures stands at a staggering 24.08 million. The highlight being 7.13 million people tuning in to watch the CommBank Matildas Semi-Final against England on the Seven Network.

We would like to congratulate the CommBank Matildas' playing squad, head coach Tony Gustavsson and his technical and support staff, for producing our best result at any FIFA Women's World Cup™. Fourth in the world is a phenomenal achievement and we are extremely proud of the team.

Inspired by the outstanding success of the FIFA Women's World Cup™, and the nation-uniting performances of the CommBank Matildas, Football Australia would like to thank and acknowledge the Federal Government's groundbreaking announcement of the Play Our Way Program to fund the improvement of sporting facilities and equipment specifically for women and girls in response to the extraordinary rise in female participation in community sport.

With an investment of \$200 million, the Play Our Way grants program will promote equal access, build more suitable facilities, and support grassroots initiatives to get women and girls to engage, stay, and participate in sport throughout their lives.

Following their FIFA Men's World Cup Qatar 2022™ success, the Subway Socceroos kickstarted 2023 with their homecoming series in March against Ecuador. A rematch in June followed against FIFA Men's World Cup Qatar 2022™ winners, Argentina, played in China, narrowly losing 2-0 to the number 1 ranked team in the world. The October international window provided the Subway Socceroos with an exciting opportunity to face England at Wembley Stadium in front of 81,116 spectators. And in November, the Subway Socceroos commenced the qualification phase for the FIFA Men's World Cup 2026™ to be hosted by USA, Canada and Mexico.

Over the past few years, Football Australia has led a strategy to drive the growth of the sport by leveraging our participation in global football tournaments and the hosting of the 2023 FIFA Women's World Cup™ to grow the brands of our two iconic senior national teams, the Subway Socceroos and CommBank Matildas, and to bring these teams closer than ever before to our the Australian football community, the largest club participation sport in the country. 2023 was a year that saw the culmination of this strategy and as a result, we have seen activity in school football programs, outdoor registered, social football and community programs drive a 12% total growth nationally in participation to 1,715,441 participants.

Pleasingly, this growth was driven by one of football's most committed participant groups, Outdoor Registered Players, which represents those who sign up for our traditional community winter season across a 22-week period. This group now significantly exceeds our pre COVID-19 shutdown numbers with 42,710 new participants playing community

football in season 2023. This represents an 8% growth compared to the previous year following on the back of the Subway Socceroos performance at the FIFA World Cup Qatar 2022™. In general, men and boys' participation continued to demonstrate strong growth in numbers, with 13% annual increase across outdoor, futsal and social.


It should also be noted that due to the timing of the FIFA Women's World Cup 2023™, our registered football seasons were coming to their completion and as such any FIFA Women's World Cup 2023™ participation uplift will likely be reflected in Football Australia's season 2024 registered participation numbers.

Following an amazing year of football, we shift towards 2024 in a solid position with positive increases in participation across all major formats of our game.

We have seen strong participation growth in social football, outdoor registered football, registered coaches, registered referees, and community football programs. The support and dedication from all the community club administrators, volunteers, coaches, referees, players, and fans across 2023 has been outstanding. Everyone has contributed to a year of football that in many ways will go down in history.

I would like to acknowledge our commercial partners and sponsors that continue to support our game from grassroots football to all our National Teams and to personally thank everyone for their support and dedication our game.

Bring on 2024!

A handwritten signature in black ink, appearing to read 'J. Johnson', with a long horizontal flourish extending to the right.

James Johnson
CHIEF EXECUTIVE OFFICER

2023 FOOTBALL PARTICIPATION KEY INSIGHTS

PROGRAM	% CHANGE	2023	2022
Outdoor Football	8%	582,635	539,925
Futsal	11%	64,989	58,453
Social Football	36%	154,403	113,938
Registered Coaches	9%	57,488	52,745
Registered Referees	16%	12,276	10,584
Volunteers	-6%	23,433	24,842
Schools Football	6%	504,424	476,895
Community Football Programs	27%	292,757	229,979
Specific Diversity and Inclusion Programs	10%	23,036	21,034
TOTAL PARTICIPATION 2023	12%	1,715,441	1,528,395

Outdoor Registered Football

- Total participation increased by 42,710 or 8%

School Programs

- Total schools programs increased by 27,529 or 6%
- A 10% increase or 11,651 participants in Football Australia delivered Sporting Schools programs, including football being the leading provider of Sporting Schools programs for the second consecutive year in Term 2 for Australian students. The total students engaged through Football Australia's Sporting Schools program was 130,758.

Social & Futsal

Futsal has seen significant growth in 2023 with 64,898 participants, this is an increase of 11% compared to 2022 participation.

Social/Summer continues to achieve positive numbers with 154,403 participants with an increase of 36% compared with 2022. The successful Socceroos performance at the FIFA World Cup Qatar 2022™ and the excitement building towards the FIFA Women's World Cup 2023™ in Australia and New Zealand pushed to an increase of 40,465 participants.

Coaches

National Coach workforce of over 200 Participation Officers established to deliver Sporting Schools, MiniRoos & Junior Participation programs.

Coach registrations increased by 4,743 in 2023, with a total number of registered coaches now at 57,488 with an increase of 9% year on year.

Schools and Community Programs

Schools participation has grown by 27,529 or 6%, this is on the back of a 42% increase in 2022. Football Australia sporting schools continuing to deliver significant participation growth with 130,758, 10% increase on last year. Other Schools Programs total: 373,666.

Total School participants 504,424

Community events and promotional experiences once again displays growth, 27% growth on the previous year with 292,757 participants. This follows on from a strong 21% increase in 2022.

Women and Girls

Women and Girls represented 190,746 participants in outdoor, futsal, social and registered football, this shows the 9% increase compared to 2022 participation. Moving into 2024, we look to again see a strong increase women and girls participation on the back of the FIFA Women's World Cup 2023™.

Men and boys

Following on from both the FIFA Women's World Cup 2023™ and FIFA Men's World Cup 2022™ the men and boys participation continues to demonstrate growth in numbers with 13% annual increase across outdoor, futsal and social.

9% growth on 2022

WOMEN & GIRLS PARTICIPATION
190,746

INCLUDES OUTDOOR, REGISTERED FUTSAL & SOCIAL

LEAGUES

TOTAL PARTICIPATION
431,523

INCLUDES SCHOOLS, COMMUNITY EVENTS & PROMOTIONAL EXPERIENCES

OUTDOOR AFFILIATED FOOTBALL

582,635 PARTICIPANTS

8% growth on 2022

2,387 CLUBS



445,594 MALE
(76% OF TOTAL)



136,408 FEMALE
(23% OF TOTAL)

MINIROOS
259,969 PARTICIPANTS



YOUTH
169,463 PARTICIPANTS



SENIOR
153,203 PARTICIPANTS



57,488 REGISTERED COACHES
74% MALE
26% FEMALE



12,276 REGISTERED REFEREES
85% MALE
15% FEMALE

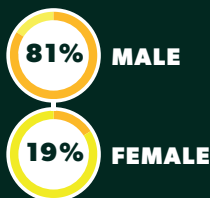
23,433 VOLUNTEERS
54% MALE
46% FEMALE

SPECIFIC DIVERSITY AND INCLUSION PROGRAMS PARTICIPANTS
23,036

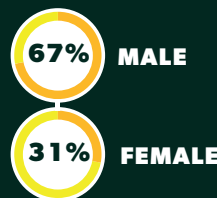
Includes programs specifically for Cultural and Linguistically Diverse Communities, Aboriginal and Torres Strait Islander & All Ability participants

OTHER FORMATS

FUTSAL
64,989 PARTICIPANTS



SOCIAL
154,403 PARTICIPANTS



130,758 FOOTBALL AUSTRALIA SPORTING SCHOOLS
+ 373,666 OTHER SCHOOL PROGRAMS
= 504,424 PARTICIPANTS

Includes school competitions and school participation programs

COMMUNITY EVENTS & PROMOTIONAL EXPERIENCES
292,757 PARTICIPANTS

*Total numbers include male, female and gender unspecified. Some percentages may not total 100% due to undisclosed gender participant data submitted at the point of registration.

2023 NSW SUMMARY



TOTAL PARTICIPATION
590,649

19%
GROWTH
ON 2022

14%
growth
on 2022

**WOMEN & GIRLS
PARTICIPATION**
85,710

INCLUDES OUTDOOR,
REGISTERED FUTSAL & SOCIAL

LEAGUES

TOTAL PARTICIPATION
176,639

INCLUDES SCHOOLS, COMMUNITY EVENTS & PROMOTIONAL EXPERIENCES

OUTDOOR AFFILIATED FOOTBALL

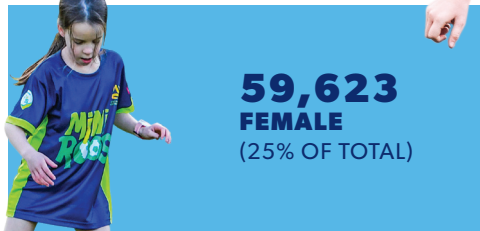
240,999
PARTICIPANTS

4%
growth
on 2022

733
CLUBS



181,103
MALE
(75% OF TOTAL)



59,623
FEMALE
(25% OF TOTAL)



MINIROOS
104,096
PARTICIPANTS

75%
MALE
78,366

25%
FEMALE
25,604

YOUTH
66,809
PARTICIPANTS

70%
MALE
47,079

29%
FEMALE
19,691

SENIOR
70,094
PARTICIPANTS

79%
MALE
55,658

20%
FEMALE
14,328



30,944
REGISTERED COACHES
69% MALE
31% FEMALE

5,621
REGISTERED REFEREES
86% MALE
13% FEMALE

4,888
VOLUNTEERS
60% MALE
40% FEMALE

**SPECIFIC DIVERSITY AND INCLUSION
PROGRAMS PARTICIPANTS**

1,724

Includes programs specifically for Cultural and Linguistically Diverse Communities, Aboriginal and Torres Strait Islander & All Ability participants

OTHER FORMATS

FUTSAL
5,376
PARTICIPANTS

71% MALE
21% FEMALE

SOCIAL
75,030
PARTICIPANTS

67% MALE
33% FEMALE

SCHOOLS TOTAL
122,419
PARTICIPANTS

Includes Football Australia Sporting Schools, school competitions and school participation programs

**COMMUNITY EVENTS &
PROMOTIONAL EXPERIENCES**
103,648
PARTICIPANTS

*Total numbers include male, female and gender unspecified. Some percentages may not total 100% due to undisclosed gender participant data submitted at the point of registration.

2023 VIC SUMMARY



TOTAL PARTICIPATION

355,180

9%
GROWTH
ON 2022

27%
growth
on 2022

**WOMEN & GIRLS
PARTICIPATION
22,670**

INCLUDES OUTDOOR,
REGISTERED FUTSAL & SOCIAL

LEAGUES

**TOTAL PARTICIPATION
97,398**

INCLUDES SCHOOLS, COMMUNITY EVENTS & PROMOTIONAL EXPERIENCES

OUTDOOR AFFILIATED FOOTBALL

**78,208
PARTICIPANTS**

16%
growth
on 2022

**399
CLUBS**



**60,844
MALE
(78% OF TOTAL)**



**17,326
FEMALE
(22% OF TOTAL)**



**MINIROOS
31,423
PARTICIPANTS**



80%
MALE
24,996



20%
FEMALE
6,413

**YOUTH
28,056
PARTICIPANTS**



75%
MALE
20,919



25%
FEMALE
7,119

**SENIOR
18,729
PARTICIPANTS**



80%
MALE
14,929



20%
FEMALE
3,749



**5,166
REGISTERED COACHES**
87% MALE
13% FEMALE

**1,416
REGISTERED REFEREES**
90% MALE
10% FEMALE

**3,471
VOLUNTEERS**
57% MALE
42% FEMALE

**SPECIFIC DIVERSITY AND INCLUSION
PROGRAMS PARTICIPANTS**

2,163

Includes programs specifically for Cultural and Linguistically Diverse Communities, Aboriginal and Torres Strait Islander & All Ability participants

OTHER FORMATS

**FUTSAL
43,343
PARTICIPANTS**

85% MALE

15% FEMALE

**SOCIAL
12,770
PARTICIPANTS**

64% MALE

36% FEMALE

**SCHOOLS TOTAL
145,249
PARTICIPANTS**

Includes Football Australia Sporting Schools, school competitions and school participation programs

**COMMUNITY EVENTS &
PROMOTIONAL EXPERIENCES
63,394
PARTICIPANTS**

2023 QLD SUMMARY



TOTAL PARTICIPATION

268,415

10%
growth
on 2022

**WOMEN & GIRLS
PARTICIPATION**
31,239

INCLUDES OUTDOOR,
REGISTERED FUTSAL & SOCIAL

LEAGUES

TOTAL PARTICIPATION
21,184

INCLUDES SCHOOLS, COMMUNITY EVENTS & PROMOTIONAL EXPERIENCES

OUTDOOR AFFILIATED FOOTBALL

87,207
PARTICIPANTS

8%
growth
on 2022

313
CLUBS

67,782
MALE
(78% OF TOTAL)

19,213
FEMALE
(22% OF TOTAL)



MINIROOS

43,162
PARTICIPANTS

81%

MALE
35,008

19%

FEMALE
8,064

YOUTH
23,635
PARTICIPANTS

73%

MALE
17,159

17%

FEMALE
6,424

SENIOR
20,410
PARTICIPANTS

77%

MALE
15,615

23%

FEMALE
4,725

8,059

REGISTERED COACHES

75% MALE
25% FEMALE

2,231

REGISTERED REFEREES

78% MALE
22% FEMALE

7,450

VOLUNTEERS

50% MALE
50% FEMALE

**SPECIFIC DIVERSITY AND INCLUSION
PROGRAMS PARTICIPANTS**

5,443

Includes programs specifically for Cultural and Linguistically Diverse Communities, Aboriginal and Torres Strait Islander & All Ability participants

OTHER FORMATS

FUTSAL
10,357
PARTICIPANTS

77%

MALE

23%

FEMALE

SOCIAL
36,745
PARTICIPANTS

74%

MALE

26%

FEMALE

SCHOOLS TOTAL
75,302
PARTICIPANTS

Includes Football Australia Sporting Schools, school competitions and school participation programs

**COMMUNITY EVENTS &
PROMOTIONAL EXPERIENCES**
35,621
PARTICIPANTS

2023 WA SUMMARY



TOTAL PARTICIPATION
163,338

7%
GROWTH
ON 2022

WOMEN & GIRLS PARTICIPATION
9,634

INCLUDES OUTDOOR,
REGISTERED FUTSAL & SOCIAL

LEAGUES

TOTAL PARTICIPATION
42,230

INCLUDES SCHOOLS, COMMUNITY EVENTS & PROMOTIONAL EXPERIENCES

OUTDOOR AFFILIATED FOOTBALL

44,962
PARTICIPANTS

11%
growth
on 2022

247
CLUBS



36,141
MALE
(80% OF TOTAL)



8,777
FEMALE
(20% OF TOTAL)

MINIROOS
20,604
PARTICIPANTS



MALE
16,716



FEMALE
3,888

YOUTH
12,758
PARTICIPANTS



MALE
10,053



FEMALE
2,692

SENIOR
11,600
PARTICIPANTS



MALE
9,372



FEMALE
2,217



2,406
REGISTERED COACHES
84% MALE
15% FEMALE

514
REGISTERED REFEREES
92% MALE
8% FEMALE

1,115
VOLUNTEERS
48% MALE
52% FEMALE

SPECIFIC DIVERSITY AND INCLUSION PROGRAMS PARTICIPANTS

7,235

Includes programs specifically for Cultural and Linguistically Diverse Communities, Aboriginal and Torres Strait Islander & All Ability participants

OTHER FORMATS

SOCIAL
5,818
PARTICIPANTS



MALE



FEMALE

SCHOOLS TOTAL
83,839
PARTICIPANTS

Includes Football Australia Sporting Schools, school competitions and school participation programs

COMMUNITY EVENTS & PROMOTIONAL EXPERIENCES

17,449
PARTICIPANTS

*Total numbers include male, female and gender unspecified. Some percentages may not total 100% due to undisclosed gender participant data submitted at the point of registration.

2023 NNSW SUMMARY



TOTAL PARTICIPATION

132,504

39%

GROWTH ON 2022

17%
growth
on 2022

WOMEN & GIRLS PARTICIPATION

18,434

INCLUDES OUTDOOR, REGISTERED FUTSAL & SOCIAL

LEAGUES

TOTAL PARTICIPATION

42,097

INCLUDES SCHOOLS, COMMUNITY EVENTS & PROMOTIONAL EXPERIENCES

OUTDOOR AFFILIATED FOOTBALL

54,629 PARTICIPANTS

8%
growth
on 2022

201 CLUBS



40,125 MALE
(73% OF TOTAL)



14,486 FEMALE
(27% OF TOTAL)

MINIROOS

27,179 PARTICIPANTS



74%

MALE
20,057



26%

FEMALE
7,114

YOUTH 14,495 PARTICIPANTS



69%

MALE
10,027



31%

FEMALE
4,464

SENIOR 12,955 PARTICIPANTS



78%

MALE
10,041



22%

FEMALE
2,908



4,173

REGISTERED COACHES

78% MALE
22% FEMALE

932

REGISTERED REFEREES

84% MALE
16% FEMALE

3,147

VOLUNTEERS

50% MALE
50% FEMALE

SPECIFIC DIVERSITY AND INCLUSION PROGRAMS PARTICIPANTS

408

Includes programs specifically for Cultural and Linguistically Diverse Communities, Aboriginal and Torres Strait Islander & All Ability participants

OTHER FORMATS

SOCIAL 12,075 PARTICIPANTS

67% MALE

33% FEMALE

SCHOOLS TOTAL 33,200 PARTICIPANTS

Includes Football Australia Sporting Schools, school competitions and school participation programs

COMMUNITY EVENTS & PROMOTIONAL EXPERIENCES 23,879 PARTICIPANTS

2023 SA SUMMARY



TOTAL PARTICIPATION

114,253

15%
GROWTH
ON 2022

23%
growth
on 2022

**WOMEN & GIRLS
PARTICIPATION**
8,879

INCLUDES OUTDOOR,
REGISTERED FUTSAL & SOCIAL

LEAGUES

TOTAL PARTICIPATION
47,250

INCLUDES SCHOOLS, COMMUNITY EVENTS & PROMOTIONAL EXPERIENCES

OUTDOOR AFFILIATED FOOTBALL

40,228
PARTICIPANTS

10%
growth
on 2022

308
CLUBS



32,664
MALE
(81% OF TOTAL)



7,549
FEMALE
(19% OF TOTAL)



MINIROOS
14,600
PARTICIPANTS



MALE
12,032



FEMALE
2,566

YOUTH
14,473
PARTICIPANTS



MALE
11,167



FEMALE
3,302

SENIOR
11,155
PARTICIPANTS



MALE
9,465



FEMALE
1,681

4,030

REGISTERED COACHES

80% MALE
20% FEMALE



595

REGISTERED REFEREES

90% MALE
10% FEMALE

1,627

VOLUNTEERS

60% MALE
40% FEMALE

SPECIFIC DIVERSITY AND INCLUSION
PROGRAMS PARTICIPANTS

1,354

Includes programs specifically for Cultural and Linguistically Diverse Communities, Aboriginal and Torres Strait Islander & All Ability participants

OTHER FORMATS

FUTSAL
1,524
PARTICIPANTS



MALE



FEMALE

SOCIAL
1,246
PARTICIPANTS



MALE



FEMALE

SCHOOLS TOTAL
23,257
PARTICIPANTS

Includes Football Australia Sporting Schools, school competitions and school participation programs

**COMMUNITY EVENTS &
PROMOTIONAL EXPERIENCES**
40,392
PARTICIPANTS

2023 ACT SUMMARY



TOTAL PARTICIPATION

37,634

7%
GROWTH
ON 2022

WOMEN & GIRLS PARTICIPATION 7,441

INCLUDES OUTDOOR, REGISTERED FUTSAL & SOCIAL

4%
growth
on 2022

OUTDOOR AFFILIATED FOOTBALL

17,672
PARTICIPANTS

12%
growth
on 2022

49
CLUBS



13,058
MALE
(74% OF TOTAL)



4,594
FEMALE
(26% OF TOTAL)



MINIROOS
8,404
PARTICIPANTS



MALE
6,410



FEMALE
1,990

YOUTH
4,832
PARTICIPANTS



MALE
3,462



FEMALE
1,365

SENIOR
4,436
PARTICIPANTS



MALE
3,186



FEMALE
1,239

1,231

REGISTERED COACHES

83% MALE
17% FEMALE



622

REGISTERED REFEREES

75% MALE
25% FEMALE

1,010

VOLUNTEERS

46% MALE
54% FEMALE

SCHOOLS TOTAL
3,917
PARTICIPANTS

Includes Football Australia Sporting Schools, school competitions and school participation programs

OTHER FORMATS

FUTSAL
2,169
PARTICIPANTS

54% MALE

46% FEMALE

SOCIAL
6,026
PARTICIPANTS

69% MALE

31% FEMALE

COMMUNITY EVENTS &
PROMOTIONAL EXPERIENCES
4,964
PARTICIPANTS

2023 TAS SUMMARY



FOOTBALL
TASMANIA

TOTAL PARTICIPATION

29,806

6%
GROWTH
ON 2022

WOMEN & GIRLS PARTICIPATION 5,244

INCLUDES OUTDOOR, REGISTERED FUTSAL & SOCIAL

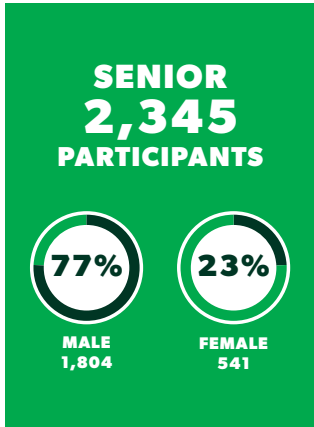
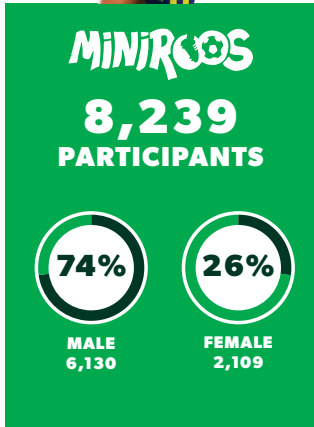
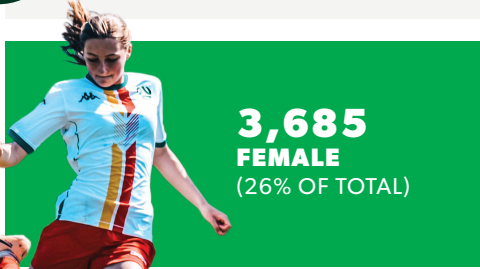
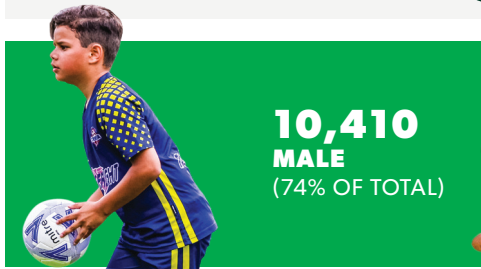
2%
growth
on 2022

OUTDOOR AFFILIATED FOOTBALL

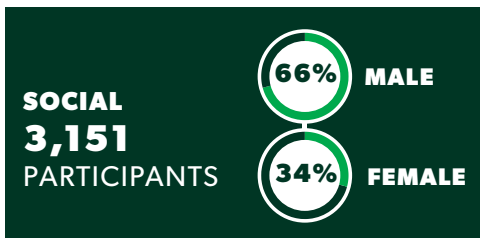
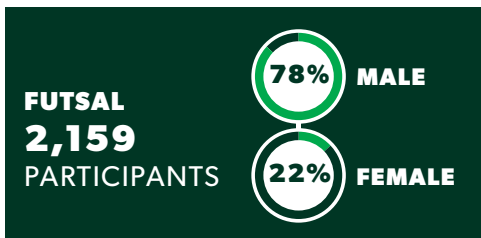
14,095
PARTICIPANTS

11%
growth
on 2022

125
CLUBS



OTHER FORMATS



SCHOOLS TOTAL
8,279
PARTICIPANTS

Includes Football Australia Sporting Schools, school competitions and school participation programs

*Total numbers include male, female and gender unspecified. Some percentages may not total 100% due to undisclosed gender participant data submitted at the point of registration.

2023 NT SUMMARY



FOOTBALL
NORTHERN
TERRITORY

TOTAL PARTICIPATION

19,050

17%
GROWTH
ON 2022

WOMEN & GIRLS PARTICIPATION 1,495

INCLUDES OUTDOOR, REGISTERED FUTSAL & SOCIAL

11%
growth
on 2022

OUTDOOR AFFILIATED FOOTBALL

4,635
PARTICIPANTS

12%
growth
on 2022

17
CLUBS



3,467
MALE
(75% OF TOTAL)



1,155
FEMALE
(25% OF TOTAL)

MINIROOS

2,262
PARTICIPANTS

81%

MALE
1,822

19%

FEMALE
439

YOUTH

894
PARTICIPANTS

72%

MALE
646

28%

FEMALE
248

SENIOR

1,479
PARTICIPANTS

68%

MALE
999

32%

FEMALE
468



287
REGISTERED COACHES
78% MALE
22% FEMALE

124
REGISTERED REFEREES
93% MALE
7% FEMALE

166
VOLUNTEERS
54% MALE
46% FEMALE

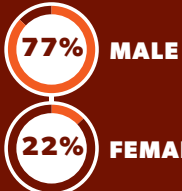
SPECIFIC DIVERSITY AND INCLUSION PROGRAMS PARTICIPANTS

4,686

Includes programs specifically for Cultural and Linguistically Diverse Communities, Aboriginal and Torres Strait Islander & All Ability participants

OTHER FORMATS

SOCIAL
1,542
PARTICIPANTS



SCHOOLS TOTAL
6,504
PARTICIPANTS

Includes Football Australia Sporting Schools, school competitions and school participation programs

COMMUNITY EVENTS &
PROMOTIONAL EXPERIENCES
1,106
PARTICIPANTS